

SAFCO® Collect

[View Collection →](#)

Manage Waste Efficiently with Our Expansive Collection

From indoor to outdoor and personal to public, our versatile waste management systems offer the size, color, and style options you need to keep every space clean.

Get Started →



Workplace or Residential?

Workplace Settings →



Residential Settings →



Indoor or Outdoor?

Indoor →



Outdoor →



Trash or Recycling?

Trash →



Recycling →



Both →



Personal or Public Use?

Personal →



Public →



Closed or Open Top?

Closed Top →



Open Top →



Your Receptacle Options

Indoor Personal-Use Trash Receptacles w/ Closing Lids



Stainless Step-On 4-Gallon Receptacle

MODEL # 9685 *Shown in Stainless Steel SS*

- Fingerprint-proof stainless steel
- Foot pedal for hands-free accessibility
- Soft-close lid that won't snap back
- Rigid plastic liner with built-in bag retainer
- 4-gallon capacity

Color Options



Stainless Steel

Learn More →



Ellipse Step-On 3-Gallon Receptacle

MODEL # 9901 *Shown in Stainless Steel SS*

- Fingerprint-proof finish
- Foot pedal for hands-free accessibility
- Curved design that nestles into corners
- Soft-close lid that won't snap back
- Rigid plastic liner with built-in bag retainer
- Versatile color palette to suit any decor
- 3-gallon capacity

Color Options



Red



White



Stainless Steel

Learn More →



Plastic Step-On 4-Gallon Receptacle

MODEL # 9710 *Shown in Black BL*

- Durable plastic structure
- Foot pedal for hands-free accessibility
- Easily slides under most work surfaces
- Lid closes automatically for easy use
- 4-gallon capacity

Color Options



Black



White

Learn More →



Round Step-On 4-Gallon Receptacle

MODEL # 9681 *Shown in White WH*

- Durable metal trash can
- Slip-proof foot pedal for hands-free accessibility
- Lid restrain mechanism enables quiet close
- Retainer rod keeps liners secure
- 4-gallon capacity

Color Options



White

Learn More →

Your Receptacle Options

Indoor Personal-Use Trash Receptacles w/ Open Tops



Onyx™ Mesh Round ¾-gallon Receptacle

MODEL # 9716 *Shown in Black BL*

- Sturdy mesh wastebasket with steel rim and welded design
- Black powder coat finish for durability
- Easily slides under most work surfaces
- Packed three per carton
- ¾-gallon capacity

Color Options



Black

Learn More →



Onyx™ Mesh Round 5-gallon Receptacle

MODEL # 9717 *Shown in Black BL*

- Sturdy mesh wastebasket with steel rim and welded design
- Black powder coat finish for durability
- Easily slides under most work surfaces
- Packed three per carton
- 5-gallon capacity

Color Options



Black

Learn More →



Round Steel 6-gallon Receptacle

MODEL # 9604 *Shown in Black BL*

- Puncture-resistant, solid-ribbed steel design for durability
- Fingerprint-proof, black powder coat finish
- Easily slides under most work surfaces
- 23.5 quart capacity

Color Options



Black



Sand



Charcoal

Learn More →

Closed or Open Top?

Closed Top →



Open Top →



Medium or Large?

Medium →

9 - 22 gallons



Large →

30 - 45 gallons



What Type of Lid?

Removable Lid →



No Lid →



Your Receptacle Options

Medium Indoor Public-Use Trash Receptacles with No Lid



Rectangular Heavy-Duty Steel 22-gallon Receptacle

MODEL # 9618 *Shown in Charcoal CH*

- Puncture-resistant sturdy-steel structure
- Color-coordinated vinyl bumper top that protects nearby furniture
- Polyethylene feet keep floors and other surfaces scratch-free
- Powder coat finish enhances durability
- Packed three per carton
- 88-quart capacity

Color Options



Learn More →



Round Puncture-Resistant 20-gallon Receptacle

MODEL # 9610 *Shown in Charcoal CH*

- Puncture-resistant sturdy-steel structure
- Color-coordinated vinyl bumper top that protects nearby furniture
- Polyethylene feet keep floors and other surfaces scratch-free
- Powder coat finish enhances durability
- Packed three per carton
- 80-quart capacity

Color Options



Learn More →



Onyx™ Mesh Round 9-gallon Receptacle

MODEL # 9718 *Shown in Black BL*

- Sturdy mesh wastebasket with steel rim and welded design
- Black powder coat finish for durability
- Easily slides under most work surfaces
- Packed three per carton
- 9-gallon capacity

Color Options



Learn More →

Prefer a Dome Top?

Dome Top →



Non-Dome Top →



Your Receptacle Options

Medium Indoor Dome Top Trash Receptacles



Reflections By Safco® Dome Top 15-Gallon Receptacle

MODEL # 9875 *Shown in Chrome*

- Highly durable puncture resistant steel with rolled rim and double lock seams
- Sleek chrome finish
- Dome top that hides waste
- 15-gallon capacity

Color Options



Learn More →



Black Speckle Dome Top 15-Gallon Receptacle

MODEL # 9676 *Shown in Black Speckle NC*

- Puncture-resistant steel for waste management that will last
- Black speckle fingerprint resistant finish
- Double lock seams enhance durability
- 8 ½” top opening for easy access
- Includes galvanized inner liner that’s easy to clean
- 15-gallon capacity

Color Options



Black Speckle

Learn More →



Reflections By Safco® Dome Top 15-Gallon Receptacle

MODEL # 9871 *Shown in Black & Chrome*

- Highly durable puncture resistant steel with rolled rim and double lock seams
- Striking chrome and black finish
- Dome top that hides waste
- 15-gallon capacity

Color Options



Learn More →



Open Dome Top 15-Gallon Receptacle

MODEL # 9639 *Shown in Black*

- Sleek modern look that will enhance any space
- Easy-to-remove lid
- An array of colors to complement your decor
- Powder coat finish ensures durability
- Rigid plastic liner included for easy bag removal
- 15-gallon capacity


Color Options




Learn More →

Which Shape?

Triangular →



Round / Half-Round →



Your Receptacle Options

Medium Indoor Open Top Triangular Trash Receptacles



Nook™ Indoor Triangular 13-Gallon Receptacle

MODEL # 9961 *Shown in Black BL*

- Saves space with a triangular shape that nests into corners
- Features a durable steel frame with perforated steel panels
- Includes rigid plastic liner
- Base hides garbage bags for a clean appearance
- Latch on the front door ensures easy waste removal
- Black powder coat finish resists wear
- 13-gallon capacity

Color Options



Black

Learn More →



Nook™ Indoor Triangular 20-Gallon Receptacle

MODEL # 9960 *Shown in Black BL*

- Saves space with a triangular shape that nests into corners
- Features a durable steel frame with perforated steel panels
- Includes rigid plastic liner
- Base hides garbage bags for a clean appearance
- Front door latch ensures easy waste removal
- Black powder coat finish resists wear
- 13-gallon capacity

Color Options



Black

Learn More →



Nook™ Indoor/Outdoor Triangular 20-Gallon Receptacle

MODEL # 9969 *Shown in Charcoal CH*

- Saves space with a triangular shape that nests into corners
- Sleek design features a steel frame with charcoal resin panels
- Available with galvanized steel panels(model 9968BL)
- Receptacle top feature a double opening for disposal convenience
- Front door latch ensures easy waste removal
- Black powder coat finish resists wear
- Includes 20-gallon rigid plastic liner
- 20-gallon capacity

Color Options



Charcoal

Learn More →



Nook™ Indoor/Outdoor Triangular 20-Gallon Receptacle

MODEL # 9968 *Shown in Black BL*

- Saves space with a triangular shape that nests into corners
- Sleek design features a steel frame with galvanized steel panels
- Available with charcoal resin panels(model 9969CH)
- Receptacle tops offers a double opening for convenient disposal
- Front door latch ensures easy waste removal
- Black powder coat finish resists wear
- Includes 20-gallon rigid plastic liner
- 20-gallon capacity

Color Options



Black

Learn More →

Your Receptacle Options

Medium Indoor Open Top Round / Half-Round Trash Receptacles



Round Open Top 14-gallon Receptacle

MODEL # 9921 *Shown in Black BL*

- Modern design will complement break rooms, cafes, work areas and more
- Easy-to-remove lid hides liner and waste
- Available in a neutral color palette
- Powder coat finish resists wear
- Rigid plastic liner ensures seamless removal
- 14-gallon capacity

Color Options

Black

White

Silver

Silver & Black

Custom Color
Options Available

Learn More →



Round Single Recycling 20-gallon Receptacle

MODEL # 9942 *Shown in Stainless Steel SS*

- Aluminum design provides long-lasting durability
- Features streamlined, modern aesthetic
- Removable lid makes removing recyclables or waste simple
- Ideal for break rooms, cafeterias, and conference rooms
- 20-gallon capacity

Color Options

Stainless Steel

Learn More →



Half Round 15-gallon Receptacle

MODEL # 9940 *Shown in Black BL*

- Half-round design fits snugly against a wall
- Ideal for waste or recyclables
- Lids with slot, round, or half-circle openings provide options
- Can, paper, and recycle icon decals included with receptacle
- 15-gallon capacity

Color Options

Black

Learn More →

Which Material?

Plastic →



Stainless Steel →



Mixed Material →



Your Receptacle Options

Large Plastic Indoor Open Top Trash Receptacles



Canmeleon™ Indoor/Outdoor 30-gallon Receptacle

MODEL # 9485 *Shown in Black BL*

- Fluted panel design with distinctive look
- Unique pentagon shape
- High-density polyethylene with built-in UV inhibitors to resist wear
- Telescoping base hides liner
- Uses standard 32" x 44" trash bags
- Easily adaptable for anchoring or weighting devices
- Recessed bottom for minimal footprint
- 30-gallon capacity

Color Options



Black

[Learn More →](#)



Canmeleon™ Indoor/Outdoor 45-gallon Receptacle

MODEL # 9486 *Shown in Black BL*

- Fluted panel design with distinctive look
- Unique pentagon shape
- High-density polyethylene with built-in UV inhibitors to resist wear
- Telescoping base hides liner
- Uses standard 32" x 44" trash bags
- Easily adaptable for anchoring or weighting devices
- Recessed bottom for minimal footprint
- 45-gallon capacity

Color Options



Black

[Learn More →](#)



Twist™ Open Top Indoor/Outdoor 32-gallon Receptacle

MODEL # 9372 *Shown in Black BL*

- Open top for easy access and overflow trash
- Affordable and stylish, for use indoors or outdoors
- The contemporary receptacle a unique fluted/twisting design
- Telescoping base masks liner
- High-density polyethylene with built-in UV inhibitors to resist wear
- Uses standard 32" x 44" trash bags
- Easily adaptable for anchoring or weighting devices
- 32-gallon capacity

Color Options



Black

[Learn More →](#)

Your Receptacle Options

Large Stainless Steel Indoor Open Top Trash Receptacles



Reflections By Safco® Open Top 35-gallon Receptacle

MODEL # 9695 *Shown in Chrome*

- Puncture-resistant steel with rolled rim and double-lock seams
- Attractive chrome finish
- Hoop-ring design for easy liner install
- Separate lift-off lid for efficient waste removal
- 35-gallon capacity

Color Options



Chrome

Learn More →



Stainless Steel Base 36-gallon Receptacle

MODEL # 9663 *Shown in Stainless Steel SS*

- Sturdy steel construction enhances durability
- Base includes convenient corner hooks for inserting liners
- Includes no-mar nylon feet and matching color vinyl bumpers
- Optional rigid plastic liner for hardworking waste management
- Brushed stainless steel or black base

Color Options



Stainless Steel

Learn More →

Your Receptacle Options

Large Mixed Material Indoor Open Top Trash Receptacles



At-Your-Disposal® Vertex 38-gallon Receptacle

MODEL # 9799 *Shown in Black BL*

- Provides high-density waste storage
- Features durable polyethylene and metal structure
- Concave top opening ensures waste ends up in the bin
- Moisture resistant to prevent wear
- Attractive silver-painted base and lid
- Bag retainer ring keeps things in place
- 38-gallon capacity

Color Options



Black

Learn More →



Open Top Powder Coat 30-gallon Receptacle

MODEL # 9920 *Shown in Black BL*

- Modern design with neutral finishes will suite any décor
- Easy-to-remove lid hides liner and waste
- Powder coat finish resists wear
- Rigid plastic liner ensures seamless removal
- 30-gallon capacity

Color Options



Black



White



Silver



Silver & Black



Custom Color
Options Available

Learn More →

Push or Step-On Opening?

Step-On →



Push Open →



Your Receptacle Options

Push Open Trash Receptacles



Push Door Dome Top 15-Gallon Receptacle

MODEL # 9636 *Shown in Black BL*

- Classic dome top design with handy push door
- Wide stainless-steel bottom edge provides stability
- Durable, easy-to-clean and remove galvanized steel liner
- Long lasting powder coat finish
- Spring-loaded, self-closing stainless-steel door for easy disposal
- 15-gallon capacity

Color Options



Learn More →



Reflections By Safco® Push Top 36-Gallon Receptacle

MODEL # 9895 *Shown in Black*

- Sturdy steel construction will stand up to the elements
- Base includes convenient corner hooks for inserting liners
- Includes no-mar nylon feet and matching color vinyl bumpers
- Optional rigid plastic liner for hardworking waste management
- Black base anchors the receptacle in place
- 36-gallon capacity

Color Options



Learn More →



Reflections By Safco® Push Top 21-Gallon Receptacle

MODEL # 9893 *Shown in Black*

- Slim profile with sturdy steel construction will stand up to the elements
- Base includes convenient corner hooks for inserting liners
- Includes no-mar nylon feet and matching color vinyl bumpers
- Optional rigid plastic liner for hardworking waste management
- Black base anchors the receptacle in place
- 21-gallon capacity

Color Options



Learn More →



Push Door Stainless Steel 36-Gallon Receptacle

MODEL # 9705 *Shown in Stainless Steel*

- Solid, all-steel design will withstand years of use
- Includes convenient corner hooks for inserting liners
- Optional rigid plastic liner is easy to clean and remove
- Includes no-mar nylon feet and matching vinyl bumpers
- Push, snug-fitting top self closes for easy disposal
- Door conceals waste and keep odors at bay
- 36-gallon capacity

Color Options



Learn More →

What Size Receptacle?

Medium →

7 - 12.5 gallons



Large →

14 - 23 gallons



Your Receptacle Options

Medium Step-On Trash Receptacles



Stainless Step-On 7-Gallon Receptacle

MODEL # 9686 *Shown in Stainless Steel SS*

- Stainless steel design will hold up over time
- Foot-pedal opening keeps disposal hands free
- Lid closes softly to prevent noisy snap-down effect
- Fingerprint-proof finish
- Features easy-to-clean plastic liner with built-in bag retainer
- 7-gallon capacity

Color Options



Stainless Steel

Learn More →



Ellipse Step-On 7.5-Gallon Receptacle

MODEL # 9902 *Shown in Stainless Steel SS*

- Fingerprint-proof finish
- Foot pedal for hands-free accessibility
- Curved design nestles into corners
- Soft-close lid that won't snap back
- Rigid plastic liner with built-in bag retainer for easy removal
- Versatile color palette to suit any style
- 7.5-gallon capacity

Color Options



Red



White



Stainless Steel

Learn More →



Stainless Step-On 10-Gallon Receptacle

MODEL # 9687 *Shown in Stainless Steel SS*

- Stainless steel design will hold up over time
- Foot-pedal opening keeps disposal hands free
- Lid closes softly to prevent noisy snap-down effect
- Fingerprint-proof finish
- Features easy-to-clean plastic liner with built-in bag retainer
- 10-gallon capacity

Color Options



Stainless Steel

Learn More →



Ellipse Step-On 12.5-Gallon Receptacle

MODEL # 9903 *Shown in Stainless Steel SS*

- Fingerprint-proof finish
- Foot pedal for hands-free accessibility
- Curved design nestles into corners
- Soft-close lid that won't snap back
- Rigid plastic liner with built-in bag retainer for easy removal
- Versatile color palette to suit any style
- 12.5-gallon capacity

Color Options



Stainless Steel

Learn More →

Your Receptacle Options

Large Step-On Trash Receptacles



Shutter Can 14-gallon Receptacle

MODEL # 9951 *Shown in Black BL*

- Versatile modern design made from highly durable steel
- Lid mechanism ensures quiet opening and closing
- Striking black and silver finish that will last
- Features sturdy foot pedal for hands-free disposal
- 14-gallon capacity

Color Options



Black

Learn More →



Plastic Step-On 17-gallon Receptacle

MODEL # 9922 *Shown in Black BL*

- A hardworking waste receptacle that's ideal for public spaces
- Available in black or tan to seamless blend into the environment
- Step-on feature provides hands-free waste disposal
- 17-gallon capacity

Color Options



Black



Sand

Learn More →



Plastic Step-On 23-gallon Receptacle

MODEL # 9923 *Shown in Black BL*

- A high-capacity waste receptacle that's ideal for public spaces
- Available in black or tan to seamless blend into the environment
- Step-on feature provides hands-free waste disposal
- 23-gallon capacity

Color Options



Black



Sand

Learn More →

Your Receptacle Options

Indoor Recycling Receptacles



Onyx™ Steel Indoor/Outdoor 36-gallon Receptacle

MODEL # 9936 *Shown in Black BL*

- Sturdy mesh recycling bin with welded steel structure
- Dual-use receptacle with reversible “Trash” and “Recycle” signage
- Retainer ring keeps liners in place
- Telescoping lid hides liner and waste for an aesthetically pleasing look
- Conveniently knocked down shipping
- Ideal for use indoors or out
- 36-gallon capacity

Color Options



Black

Learn More →



Tall Round Recycling 20-gallon Receptacle

MODEL # 9632 *Shown in Blue BU*

- Classic recycling receptacle with round design for housing cans
- Stand-out blue color aids with wayfinding
- Puncture-resistant steel structure
- ensures durability
- Easy-to-remove lid and recycling decal included
- 20-gallon capacity

Color Options



Blue

Learn More →



Mountable Hanging Paper Pitch 1 ¾-gallon Receptacle

MODEL # 2944 *Shown in Black BL*

- Keeps waste and paper separate with clever design
- Features hanging tabs that mount on to any square or rectangular wastebasket
- Made of durable polyethylene plastic
- Packed 12 per carton
- 7-quart capacity

Color Options



Black

Learn More →

Personal or Public Use?

Personal →



Public →



Your Receptacle Options

Indoor Mixed-Use Personal Receptacles



Desk-Side Recycling w/ 2 7.5-gallon Receptacles

MODEL # 9928 *Shown in Black & Blue BB*

- Wastebasket and recycling duo
- Lean design ideal for private offices or tight spaces
- Keep receptacles separate or combine for more capacity
- Black and blue colors allow for easy identification of waste and recycling
- 7.5-gallon capacity each, 15-gallon capacity combined.

Color Options



Black & Blue

Learn More →



Desk-Side Recycling w/ 2 3-gallon Receptacles

MODEL # 9927 *Shown in Black & Blue BB*

- Wastebasket and recycling duo
- Lean design ideal for private offices or tight spaces
- Keep receptacles separate or combine for more capacity
- Black and blue colors allow for easy identification of waste and recycling
- 3-gallon capacity each, 6-gallon capacity combined.

Color Options



Black & Blue

Learn More →



CanCan™ Deskside Recycling 5-gallon Receptacle w/ paper compartment

MODEL # 9929 *Shown in Black BL*

- Trash-recycling combo with clever nesting design
- 5-gallon bin for waste with side slot for recycling
- Recycling bin holds up to 100 sheets of paper
- A perfect fit for beneath-the-desk recycling and waste needs
- Modern black color blends with any environments
- Durable plastic structure

Color Options



Black

Learn More →

All-in-One or Mix & Match?

All-In-One →



Mix & Match →



How many openings?

Two Openings →



Three Openings →



Your Receptacle Options

Indoor Mixed-Use Public Receptacles w/ Two Openings



Dual Recycling Waste 15-Gallon Receptacle

MODEL # 9931 *Shown in Stainless Steel SS*

- Sleek satin finish with brushed aluminum structure that will last
- Includes two separate, easy-to-clean liners
- Removable lid for convenient liner removal
- Waste, Cans, Paper, Plastic, and Recycle decals provided
- 15-gallon capacity per bin

Color Options



Stainless Steel

Learn More →



At-Your-Disposal® 28-Gallon Recycling Center

MODEL # 9794 *Shown in Black BL*

- A dual-openings receptacle made from 100% recyclable materials
- Paper, Plastic, Cans & Waste decals provided
- Moisture resistant polyethylene will prevent wear
- Two 28-gallon bins under one lid for streamlined design

Color Options



Black

Learn More →



Hospitality Base Cabinet w/ Two Waste Ports

MODEL # 1704 *Shown in Asian Night AN*

- Modular, multiuse storage cabinet with built-in waste management
- Cabinet panels ¾" thick TFM laminate that is heat, moisture, stain and abrasion resistant
- Contemporary design for schools, workspaces and breakrooms
- Doors have soft, self-closing mechanisms w/ brushed nickel pulls
- Provides two countertop waste ports and open storage area inside
- 3"-high backsplash affixed to countertop

Color Options



Mahogany



Asian Night



Vanilla Stix

Learn More →



Right-Size Step-On Station w/ 2 7.5-Gallon Liners

MODEL # 9634 *Shown in Stainless Steel SS*

- Hands free, step-on receptacle for sanitary disposal
- Includes two rigid plastic liners with built-in bag retainers
- Enhanced user experience with slow-closing lid
- Contains two, 7 ½ gallon capacity liners for overall capacity of 15 gallons

Color Options



Stainless Steel

Learn More →

Your Receptacle Options

Indoor Mixed-Use Public Receptacles w/ Three Openings



Triple Recycling 40-gallon Receptacle

MODEL # 9941 *Shown in Stainless Steel SS*

- Designed with aluminum for long-lasting durability and sleek aesthetic
- Receptacle features a removable lid for ease of use when removing recyclables or waste
- Includes decals for Waste, Cans, Paper, Plastic, and Recycle to keep materials separated
- Total 40-gallon capacity that includes one 20-gallon opening and two 10-gallon openings, with compatible rigid plastic liners
- Ideal for use indoor spaces such as break rooms, cafeterias, conference rooms, open spaces and more

Color Options



Stainless Steel

Learn More →



At-Your-Disposal® 28-Gallon Recycling Center

MODEL # 9798 *Shown in Black BL*

- A robust recycling receptacle made from 100% recyclable materials
- Moisture resistant polyethylene will prevent wear
- Three opens for easy organization of recyclables
- Paper, Plastic, Cans & Waste decals provided
- Two 28-gallon bins under one lid for streamlined design

Color Options




Black


Learn More →

Which Shape?

Triangular →



Square →



Mixed Shape →



Your Receptacle Options

Indoor Mixed-Use Triangular Receptacles



Trifecta® 26”H Base 15-Gallon Receptacle

MODEL # 9550 *Shown in Black BL*

- Multi-use for recycling or waste disposal
- Unique design combines with other Trifecta units for extended capacity
- Slim triangular design fits easily into tight corners
- Lid is with recycling decal available separately
- 26”-H with 15-gallon capacity

Color Options



Learn More →



Trifecta® 30”H Base 17-Gallon Receptacle

MODEL # 9551 *Shown in Black BL*

- Multi-use for recycling or waste disposal
- Unique design combines with other Trifecta units for extended capacity
- Slim triangular design fits easily into tight corners
- Lid is with recycling decal available separately
- 30”-H with 17-gallon capacity

Color Options



Learn More →



Trifecta® 34”H Base 19-Gallon Receptacle

MODEL # 9552 *Shown in Black BL*

- Multi-use for recycling or waste disposal
- Unique design combines with other Trifecta units for extended capacity
- Slim triangular design fits easily into tight corners
- Lid is with recycling decal available separately
- 34”-H with 19-gallon capacity

Color Options



Learn More →



Trifecta® 38”H Base 21-Gallon Receptacle

MODEL # 9553 *Shown in Black BL*

- Multi-use for recycling or waste disposal
- Unique design combines with other Trifecta units for extended capacity
- Slim triangular design fits easily into tight corners
- Lid is recycling decal available separately
- 38”-H with 21-gallon capacity

Color Options



Learn More →

Your Receptacle Options

Indoor Mixed-Use Square Receptacles



Public Square® Base 25-Gallon Receptacle

MODEL # 2981 *Shown in Black BL*

- Modern design with heavy-gauge steel base
- Powder coat finish in neutral brown or black
- Securing wires keep liner neat and in place
- Lid with recycling decal available separately
- 25-gallon capacity

Color Options



Learn More →



Public Square® Base 31-Gallon Receptacle

MODEL # 2982 *Shown in Black BL*

- Modern design with heavy-gauge steel base
- Powder coat finish in neutral brown or black
- Securing wires keep liner neat and in place
- Lid with recycling decal available separately
- 31-gallon capacity

Color Options



Learn More →



Public Square® Base 37-Gallon Receptacle

MODEL # 2983 *Shown in Black BL*

- Modern design with heavy-gauge steel base
- Powder coat finish in neutral brown or black
- Securing wires keep liner neat and in place
- Lid with recycling decal available separately
- 37-gallon capacity

Color Options



Learn More →



Public Square® Base 42-Gallon Receptacle

MODEL # 2984 *Shown in Black BL*

- Modern design with heavy-gauge steel base
- Powder coat finish in neutral brown or black
- Securing wires keep liner neat and in place
- Lid with recycling decal available separately
- 42-gallon capacity

Color Options



Learn More →

Your Receptacle Options

Indoor Mixed-Use Mixed Shape Receptacles



Mixx™ Half-Round 23-gallon Receptacle

MODEL # 9447 *Shown in Blue BU & Black BL*

- Combines with other units for a unique, easy to use recycling system
- Sturdy steel construction with a powder coat finish for added durability
- White vinyl decals applied to both sides prior to shipping for convenience
- Bases available without vinyl decals, and in black, blue, and green
- Retainer ring keeps bags in place; rigid plastic liner sold separately
- 23-gallon capacity

Color Options



Learn More →




Mixx™ Rectangular 29-gallon Receptacle

MODEL # 9448 *Shown in Green GN*

- Combines with other units for a unique, easy to use recycling system
- Sturdy steel construction with a powder coat finish for added durability
- White vinyl decals applied to both sides prior to shipping for convenience
- Bases available without vinyl decals, and in black, blue, and green
- Retainer ring keeps bags in place; rigid plastic liner sold separately
- 29-gallon capacity

Color Options



Learn More →

What type of waste?

Trash or Recycling →



Ash →



Both →



Your Receptacle Options

Outdoor Ash Receptacles



Ash Urn

MODEL # 9698 *Shown in Black BL*

- A stylish, durable urn for extinguishing tobacco products
- Heavy-gauge steel body for enhanced durability
- Conveniently topped with anodized aluminum sand urn
- Sand not included

Color Options



Black BL

Learn More →

Covered or Open Top?

Covered Top →



Open Top →



What Size?

Medium →

15 - 20 gallons



Large →

32 - 38 gallons



Your Receptacle Options

Medium Closed Top Outdoor Trash Receptacles



Evos™ Series Steel 15-gallon Receptacle

MODEL # 9932 *Shown in Black BL*

- Durable steel design ideal for indoor or outdoor waste disposal needs
- Available with either perforated galvanized steel panels or composite boards
- Ideal for indoor or outdoor waste disposal needs
- Ships fully assembled for immediate use
- 15-gallon capacity

Color Options



Black

Learn More →



Nook™ Indoor/Outdoor 20-gallon Receptacle

MODEL # 9969 *Shown in Charcoal CH*

- Saves space with a triangular shape that nests into corners
- Features a durable steel frame with charcoal resin panels
- Includes rigid plastic liner
- Base hides garbage bags for a clean appearance
- Latch on the front door ensures easy waste removal
- Black powder coat finish resists wear
- 20-gallon capacity

Color Options



Charcoal

Learn More →



Nook™ Indoor/Outdoor 20-gallon Receptacle

MODEL # 9968 *Shown in Black BL*

- Saves space with a triangular shape that nests into corners
- Features a durable steel frame with galvanized steel panels
- Includes rigid plastic liner
- Base hides garbage bags for a clean appearance
- Latch on the front door ensures easy waste removal
- Black powder coat finish resists wear
- 20-gallon capacity

Color Options



Black

Learn More →

Your Receptacle Options

Large Closed Top Outdoor Trash Receptacles



Evos™ Series Steel 38-Gallon Receptacle

MODEL # 9934 *Shown in Black BL*

- Durable steel design ideal for indoor or outdoor waste disposal needs
- Available with either perforated galvanized steel panels or composite boards
- Ideal for indoor or outdoor waste disposal needs
- Ships fully assembled for immediate use
- 38-gallon capacity

Color Options



Black

Learn More →



Canmeleon™ Recessed Panel 38-Gallon Receptacle

MODEL # 9476 *Shown in Black BL*

- Fluted panel design with distinctive look
- High-density polyethylene with built-in UV inhibitors to resist wear
- Telescoping base hides liner
- Uses standard 32 x 44" trash bags
- Easily adaptable for anchoring or weighting devices
- Recessed bottom for minimal footprint
- Side opening for convenient waste removal
- 38-gallon capacity

Color Options



Black



Tan

Learn More →



Canmeleon™ Aggregate Panel 38-Gallon Receptacle

MODEL # 9472 *Shown in Black NC*

- Molded-in stone aggregate insets for natural aesthetic
- High-density polyethylene frame with built-in UV inhibitors
- Telescoping base hides trash bag
- Uses standard 32" x 44 " trash bags
- Easily adaptable for anchoring or weighting devices
- Recessed bottom for minimal footprint
- Side opening for convenient waste removal
- 38-gallon capacity

Color Options



Black



Tan

Learn More →



Twist™ Closed Top 32-Gallon Receptacle

MODEL # 9371 *Shown in Black BL*

- Close top conceals waste for tidy appearance
- For use indoors or outdoors
- A contemporary receptacle a unique fluted/twisting design
- Telescoping base masks liner
- High-density polyethylene with built-in UV inhibitors to resist wear
- Uses standard 32 x 44" trash bags
- Easily adaptable for anchoring or weighting devices
- 32-gallon capacity

Color Options



Black

Learn More →

What Size?

Medium →

30 - 36 gallons



Large →

38 - 45 gallons



Your Receptacle Options

Medium Open Top Outdoor Trash Receptacles



Canmeleon™ Indoor/Outdoor 30-gallon Receptacle

MODEL # 9485 *Shown in Black BL*

- Fluted panel design with distinctive look
- Unique pentagon shape
- High-density polyethylene with built-in UV inhibitors to resist wear
- Telescoping base hides liner
- Uses standard 32" x 44" trash bags
- Easily adaptable for anchoring or weighting devices
- Recessed bottom for minimal footprint
- 30-gallon capacity

Color Options



Black

[Learn More →](#)



Twist™ Open Top 32-gallon Receptacle

MODEL # 9372 *Shown in Black BL*

- Open top for easy access and overflow trash
- Affordable and stylish, for use indoors or outdoors
- The contemporary receptacle a unique fluted/twisting design
- High-density polyethylene with built-in UV inhibitors to resist wear
- Telescoping base masks liner
- Uses standard 32" x 44" trash bags
- Easily adaptable for anchoring or weighting devices
- 32-gallon capacity

Color Options



Black

[Learn More →](#)



Onyx™ Steel Mesh Indoor/Outdoor 36-gallon Receptacle

MODEL # 9936 *Shown in Black BL*

- Sturdy mesh recycling bin with welded steel structure
- Dual-use receptacle with reversible "Trash" and "Recycle" signage
- Retainer ring keeps liners in place
- Telescoping lid hides liner and waste for an aesthetically pleasing look
- Conveniently knocked down shipping
- Ideal for use indoors or out
- 36-gallon capacity

Color Options



Black

[Learn More →](#)

Your Receptacle Options

Large Open Top Outdoor Trash Receptacles



At-Your-Disposal® 38-Gallon Receptacle

MODEL # 9790 *Shown in Black BL*

- Fluted panel design with distinctive look
- Easily adaptable for anchoring or weighting devices
- High-density polyethylene with built-in UV inhibitors
- Recessed bottom for minimal footprint
- Telescoping base hides liner
- Side opening for convenient waste removal
- Uses standard 32 x 44" trash bags
- 38-gallon capacity

Color Options



Black

[Learn More →](#)



Canmeleon™ Recessed Panel 38-Gallon Receptacle

MODEL # 9475 *Shown in Black BL*

- Molded-in stone aggregate insets for natural aesthetic
- Uses standard 32 x 44 " trash bags
- High-density polyethylene frame with built-in UV inhibitors
- Easily adaptable for anchoring or weighting devices
- Recessed bottom for minimal footprint
- Side opening for convenient waste removal
- Telescoping base hides trash bag
- 38-gallon capacity

Color Options



Black



Tan

[Learn More →](#)



Canmeleon™ Aggregate Panel 38-Gallon Receptacle

MODEL # 9471 *Shown in Black NC*

- Molded-in stone aggregate insets for natural aesthetic
- Uses standard 32 x 44 " trash bags
- Durable high-density polyethylene frame with built-in UV inhibitors
- Easily adaptable for anchoring or weighting devices
- Recessed bottom for minimal footprint
- Side opening for convenient waste removal
- Telescoping base hides trash bag
- 38-gallon capacity

Color Options



Black



Tan

[Learn More →](#)



Canmeleon™ Indoor/Outdoor 45-Gallon Receptacle

MODEL # 9486 *Shown in Black BL*

- Fluted panel design with distinctive look
- Telescoping base hides liner
- Unique pentagon shape
- Uses standard 32 x 44" trash bags
- High-density polyethylene with built-in UV inhibitors to resist wear
- Easily adaptable for anchoring or weighting devices
- Recessed bottom for minimal footprint
- 45-gallon capacity

Color Options



Black

[Learn More →](#)

What Size?

Small →

3 gallons



Medium →

15 gallons



Large →

38 gallons



Your Receptacle Options

Small Trash / Recycling & Ash Outdoor Receptacles



Square Ash And Trash 3-gallon Receptacle

MODEL # 9696 *Shown in Black BL*

- Multi-functional waste receptacle and ash urn
- Sleek black steel with chrome accents
- Sandless ash urn with convenient slotted snuffer
- 3-gallon capacity

Color Options



Black

Learn More →

Your Receptacle Options

Medium Trash / Recycling & Ash Outdoor Receptacles



Canmeleon™ Recessed Panel w/ Ash Urn 15-gallon Receptacle

MODEL # 9474 *Shown in Black BL*

- Fluted panel design with distinctive look
- Topped with 9" square stainless-steel ash urn
- High-density polyethylene with built-in UV inhibitors to resist wear
- Telescoping base hides liners
- Uses standard 32 x 44" trash bags
- Easily adaptable for anchoring or weighting devices
- 15-gallon capacity

Color Options



Learn More →



Evos™ Series Steel w/ Ash Urn 15-gallon Receptacle

MODEL # 9933 *Shown in Black BL*

- Durable steel design ideal for indoor or outdoor waste disposal needs
- Stainless steel ash urn for convenience on top
- Available with either perforated galvanized steel panels or composite boards
- Ships fully assembled for immediate use
- 15-gallon capacity

Color Options



Learn More →



Canmeleon™ Aggregate Panel w/ Ash Urn 15-gallon Receptacle

MODEL # 9470 *Shown in Black NC*

- Molded-in stone aggregate insets for natural aesthetic
- Topped with 9" square stainless-steel ash urn
- Durable high-density polyethylene frame with built-in UV inhibitors
- Telescoping base hides trash bag
- Uses standard 32 x 44" trash bags
- Easily adaptable for anchoring or weighting devices
- Side opening for convenient waste removal
- 15-gallon capacity

Color Options



Learn More →

Your Receptacle Options

Large Trash / Recycling & Ash Outdoor Receptacles



Canmeleon™ Recessed Panel w/ Ash Urn 38-gallon Receptacle

MODEL # 9477 *Shown in Black BL*

- Fluted panel design with distinctive look
- Topped with 9" square stainless-steel ash urn
- High-density polyethylene with built-in UV inhibitors to resist wear
- Telescoping base hides liners
- Uses standard 32 x 44" trash bags
- Easily adaptable for anchoring or weighting devices
- 38-gallon capacity

Color Options



Learn More →



Evos™ Series Steel w/ Ash Urn 38-gallon Receptacle

MODEL # 9935 *Shown in Black BL*

- Durable steel design ideal for indoor or outdoor waste disposal needs
- Stainless steel ash urn for convenience on top
- Available with either perforated galvanized steel panels or composite boards
- Ships fully assembled for immediate use
- 38-gallon capacity

Color Options



Learn More →



Canmeleon™ Aggregate Panel w/ Ash Urn 38-gallon Receptacle

MODEL # 9473 *Shown in Black NC*

- Molded-in stone aggregate insets for natural aesthetic
- Topped with 9" square stainless-steel ash urn
- Durable high-density polyethylene frame with built-in UV inhibitors
- Telescoping base hides trash bag
- Uses standard 32 x 44" trash bags
- Easily adaptable for anchoring or weighting devices
- Side opening for convenient waste removal
- 38-gallon capacity

Color Options



Learn More →

Open or Closed Top?

Closed Top →



Open Top →



What Size?

Small →

3 - 4 gallons



Medium →

7 - 12.5 gallons



Large →

15 - 23 gallons



Your Receptacle Options

Small Indoor Personal-Use Trash Receptacles w/ Closing Lids



Stainless Step-On 4-Gallon Receptacle

MODEL # 9685 *Shown in Stainless Steel SS*

- Fingerprint-proof stainless steel
- Foot pedal for hands-free accessibility
- Soft-close lid that won't snap back
- Rigid plastic liner with built-in bag retainer
- 4-gallon capacity

Color Options



Stainless Steel

Learn More →



Ellipse Step-On 3-Gallon Receptacle

MODEL # 9901 *Shown in Stainless Steel SS*

- Fingerprint-proof finish
- Foot pedal for hands-free accessibility
- Curved design that nestles into corners
- Soft-close lid that won't snap back
- Rigid plastic liner with built-in bag retainer
- Versatile color palette to suit any decor
- 3-gallon capacity

Color Options



Red



White



Stainless Steel

Learn More →



Plastic Step-On 4-Gallon Receptacle

MODEL # 9710 *Shown in Black BL*

- Durable plastic structure
- Foot pedal for hands-free accessibility
- Easily slides under most work surfaces
- Lid closes automatically for easy use
- 4-gallon capacity

Color Options



Black



White

Learn More →



Round Step-On 4-Gallon Receptacle

MODEL # 9681 *Shown in White WH*

- Durable metal trash can
- Slip-proof foot pedal for hands-free accessibility
- Lid restrain mechanism enables quiet close
- Retainer rod keeps liners secure
- 4-gallon capacity

Color Options



White

Learn More →

Your Receptacle Options

Medium Indoor Personal-Use Trash Receptacles w/ Closing Lids



Stainless Step-On 7-Gallon Receptacle

MODEL # 9686 *Shown in Stainless Steel SS*

- Stainless steel design will hold up over time
- Foot-pedal opening keeps disposal hands free
- Lid closes softly to prevent noisy snap-down effect
- Fingerprint-proof finish
- Features easy-to-clean plastic liner with built-in bag retainer
- 7-gallon capacity

Color Options



Stainless Steel

Learn More →



Ellipse Step-On 7.5-Gallon Receptacle

MODEL # 9902 *Shown in Stainless Steel SS*

- Fingerprint-proof finish
- Foot pedal for hands-free accessibility
- Curved design nestles into corners
- Soft-close lid that won't snap back
- Rigid plastic liner with built-in bag retainer for easy removal
- Versatile color palette to suit any style
- 7.5-gallon capacity

Color Options



Red White Stainless Steel

Learn More →



Stainless Step-On 10-Gallon Receptacle

MODEL # 9687 *Shown in Stainless Steel SS*

- Stainless steel design will hold up over time
- Foot-pedal opening keeps disposal hands free
- Lid closes softly to prevent noisy snap-down effect
- Fingerprint-proof finish
- Features easy-to-clean plastic liner with built-in bag retainer
- 10-gallon capacity

Color Options



Stainless Steel

Learn More →



Ellipse Step-On 12.5-Gallon Receptacle

MODEL # 9903 *Shown in Stainless Steel SS*

- Fingerprint-proof finish
- Foot pedal for hands-free accessibility
- Curved design nestles into corners
- Soft-close lid that won't snap back
- Rigid plastic liner with built-in bag retainer for easy removal
- Versatile color palette to suit any style
- 12.5-gallon capacity

Color Options



Stainless Steel

Learn More →

Your Receptacle Options

Large Indoor Personal-Use Trash Receptacles w/ Closing Lids



Right-Size Step-On Station w/ 2 7.5-Gallon Liners

MODEL # 9634 *Shown in Stainless Steel SS*

- Stay organized and sanitary with hands free, step-on receptacle
- Lid closes slowly for noise control
- Includes two rigid plastic liners with built-in bag retainers
- Contains two, 7 ½ gallon capacity liners for overall capacity of 15 gallons

Color Options



Stainless Steel

Learn More →



Plastic Step-On 17-gallon Receptacle

MODEL # 9922 *Shown in Black BL*

- Durable plastic structure
- Foot pedal for hands-free accessibility
- Easily slides under most work surfaces
- Lid closes automatically
- 17-gallon capacity

Color Options



Black



Tan

Learn More →



Plastic Step-On 23-gallon Receptacle

MODEL # 9923 *Shown in Black BL*

- Durable plastic structure
- Foot pedal for hands-free accessibility
- Easily slides under most work surfaces
- Lid closes automatically
- 23-gallon capacity

Color Options



Black



Tan

Learn More →

How Many Openings?

Single Opening →



Dual Opening →



Your Receptacle Options

Indoor Mixed-Use Personal Receptacles



Desk-Side Recycling w/ 2 7.5-gallon Receptacles

MODEL # 9928 *Shown in Black & Blue BB*

- Wastebasket and recycling duo
- Lean design ideal for private offices or tight spaces
- Keep receptacles separate or combine for more capacity
- Black and blue colors allow for easy identification of waste and recycling
- 7.5-gallon capacity each, 15-gallon capacity combined.

Color Options



Black & Blue

Learn More →



Desk-Side Recycling w/ 2 3-gallon Receptacles

MODEL # 9927 *Shown in Black & Blue BB*

- Wastebasket and recycling duo
- Lean design ideal for private offices or tight spaces
- Keep receptacles separate or combine for more capacity
- Black and blue colors allow for easy identification of waste and recycling
- 3-gallon capacity each, 6-gallon capacity combined.

Color Options



Black & Blue

Learn More →



CanCan™ Deskside Recycling 5-gallon Receptacle w/ paper compartment

MODEL # 9929 *Shown in Black BL*

- Trash-recycling combo with clever nesting design
- 5-gallon bin for waste with side slot for recycling
- Recycling bin holds up to 100 sheets of paper
- A perfect fit for beneath-the-desk recycling and waste needs
- Modern black color blends with any environments
- Durable plastic structure

Color Options



Black

Learn More →

What Size?

Small →

1 - 6 gallons



Medium / Large →

38 - 45 gallons



Your Receptacle Options

Small Indoor Personal-Use Trash Receptacles w/ Open Tops



Onyx™ Mesh Round 3/4-gallon Receptacle

MODEL # 9716 *Shown in Black BL*

- Sturdy mesh wastebasket with steel rim and welded design
- Black powder coat finish for durability
- Easily slides under most work surfaces
- Packed three per carton
- 3/4-gallon Capacity

Color Options



Black

Learn More →



Onyx™ Mesh Round 5-gallon Receptacle

MODEL # 9717 *Shown in Black BL*

- Sturdy mesh wastebasket with steel rim and welded design
- Black powder coat finish for durability
- Easily slides under most work surfaces
- Packed three per carton
- 5-gallon capacity

Color Options



Black

Learn More →



Round Steel 6-gallon Receptacle

MODEL # 9604 *Shown in Black BL*

- Solid steel design for durability
- Fingerprint-proof, black powder coat finish
- Easily slides under most work surfaces
- 6-gallon capacity

Color Options



Black



Sand



Charcoal

Learn More →



Mountable Hanging Paper Pitch 1 3/4-gallon Receptacle

MODEL # 2944 *Shown in Black BL*

- Keeps waste and paper separate with clever design
- Features hanging tabs that mount on to any square or rectangular wastebasket
- Made of durable polyethylene plastic
- Packed 12 per carton
- 7-quart capacity

Color Options



Black

Learn More →

Your Receptacle Options

Medium / Large Indoor Personal-Use Trash Receptacles w/ Open Tops



Tall Round Recycling 20 gallon Receptacle

MODEL # 9632 *Shown in Blue BU*

- Classic recycling receptacle with round design for housing cans
- Stand-out blue color aids with wayfinding
- Puncture-resistant steel structure ensures durability
- Easy-to-remove lid and recycling decal included
- 20-gallon capacity

Color Options



Blue

Learn More →



Round Puncture-Resistant 20 gallon Receptacle

MODEL # 9610 *Shown in Charcoal CH*

- Classic recycling receptacle with round design for housing cans
- Stand-out blue color aids with wayfinding
- Puncture-resistant steel structure ensures durability
- Easy-to-remove lid and recycling decal included
- 20-gallon capacity

Color Options



Charcoal

Learn More →



Onyx™ Mesh Round 9 gallon Receptacle

MODEL # 9718 *Shown in Black BL*

- Sturdy mesh wastebasket with steel rim and welded design
- Black powder coat finish for durability
- Easily slides under most work surfaces
- Packed three per carton
- 9-gallon capacity

Color Options



Black

Learn More →

Want To Know More? Ready To Buy?

Contact Safco directly at 888.971.6625 or reach out to your local independent rep to answer any questions and help you place your Safco Collect order.

[Contact Your Rep →](#)

SAFCO